




# BACKYARD TRAINING CAGE

## Tools & Items Required:

- 10mm Wrench
- Step Ladder
- 40' Cage Requires 23 Pcs. 10' x 3/4" EMT Conduit
- 60' Cage Requires 33 Pcs. 10' x 3/4" EMT Conduit

### Figure A




(A) Lay Out All Connectors


(B) Attach connectors to the EMT conduit - 3-ways (4) attach to corners and 4-ways attach at all other intersections

(E, F, & G) With the help of a working partner, attach all vertical leg sections to horizontal assembly from Figure D

### Figure B




### Figure C




(C) Once all connectors are attached, lay out frame sections as shown

(D) Assemble all horizontal frame sections

### Figure D



### Figure E



### Figure F



### Figure G

